

Rightclub Shopping Area Popup Blocker Advice

Instructions for

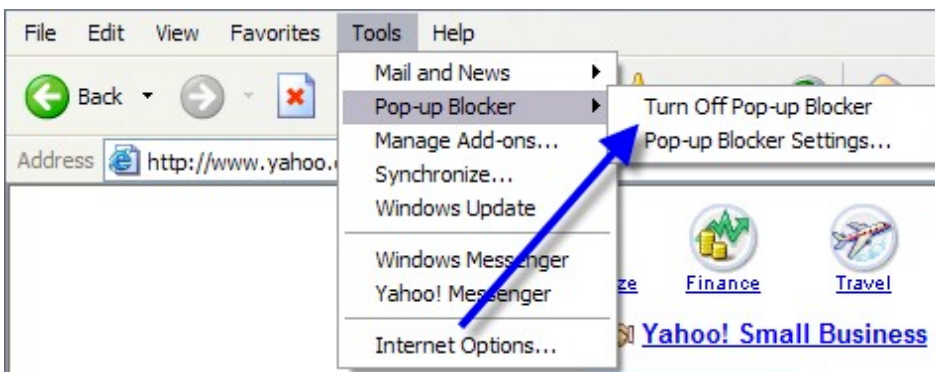
- Microsoft SP2
- Yahoo Toolbar
- Google Toolbar
- AOL ToolBar
- POP UP Stopper

Some Internet Browser setups by default may block the startup of the Rightclub shopping add to basket System

Listed below are some of the more popular Pop-up Blocking software Packages, and the workarounds in order to disable them to order Rightclub products. In general, most Pop-Up Blockers will install themselves either within the browser toolbar, or within the Windows Taskbar along the bottom right corner.

Microsoft Service Pack 2 (SP2)

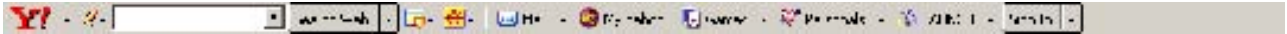
With the release of Microsoft's Service Pack 2, Pop-Up Blocking is now directly integrated into Internet Explorer. Note that by default Pop-Up blocking is Enabled within SP2 Listed below is the location of the menu within Internet Explorer:



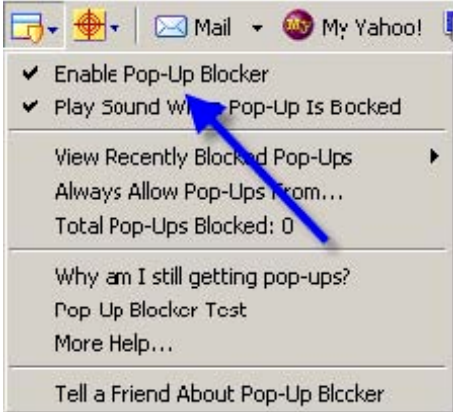
Click on Turn Off Pop-up Blocker. Once this is done you should be able to use the online system without any problems

Yahoo Toolbar

Probably the most popular toolbar, this program allows several other functions besides Pop-Up Blocking. Listed below is how the bar will appear within IE:



The following icon is the Pop-Up Blocker:

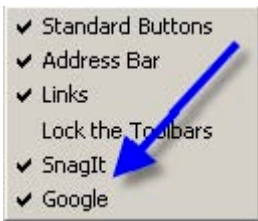


Google Toolbar

Google has their own brand of toolbar that is very similar to Yahoo's. It offers other features on top of Pop-Up blocking, and looks like the following:



To disable Pop-Up Blocking, right-click on the toolbar and a Drop-Down will appear with a listing of all of the Toolbars.



Uncheck the entry Google. You will now be able to view the quote system. Once completed, to re-enable the Google Toolbar, right-click again in the toolbar area and recheck Google.

MSN Toolbar

As with Yahoo and Google Toolbars, it allows other features on top of Pop-Up Blocking. Below is the MSN Toolbar:




To disable Pop-Up Blocking, Click on the Down arrow to the right of the text to bring up the Menu



Click on Allow Pop-ups. Once this is done then the user should be able to view the program. Once they are finished watching the Program, they can go back in and recheck the entry to re-enable their Pop-Up Blocker.

AOL Toolbar

AOL Toolbar appears in the browser as follows:



The following icon is the Pop-Up Blocker:



To allow Pop-ups to appear, merely click on the icon. You should now see the following:



Pop-Up Stopper

One of the more popular Pop-Up Blockers available, this software is designed solely for preventing Pop-Ups. It will install an icon in the lower right corner of your Start Menu Toolbar



The following icon is the Pop-Up Blocker:



To disable Pop-Up Blocking, right-click on the icon and a Pop-Up menu will appear with a list of options:

